

# IELTS ACADEMIC WRITING TASK 1

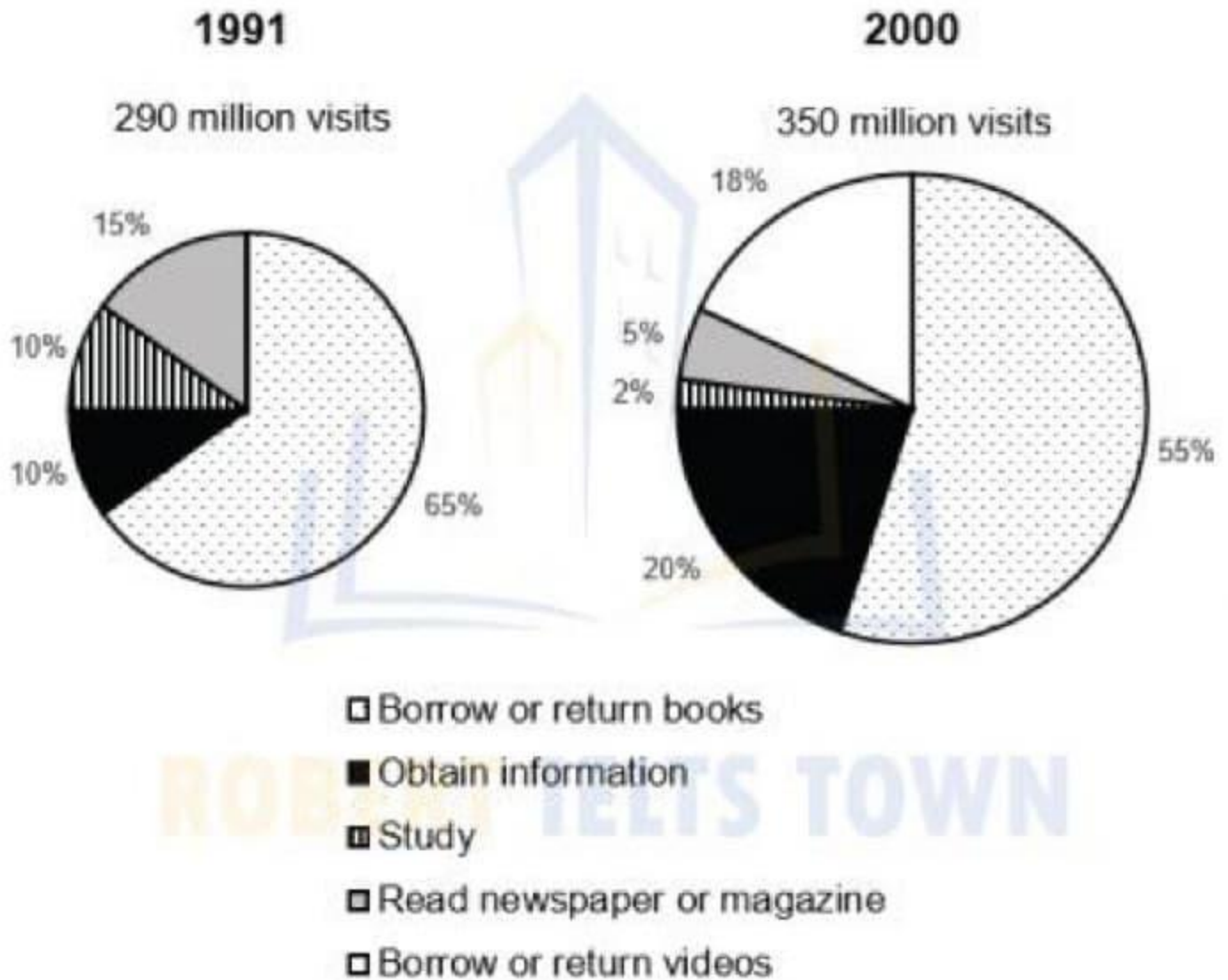
## QUESTION 1

### IELTS Writing Task 1 Topic:

*The pie charts show figures for the use of public libraries in 1990 and 2000 in Britain.*

*Summarise the information by selecting and reporting the main features, and make comparisons where relevant.*

Write at least 150 words.



## QUESTION 2

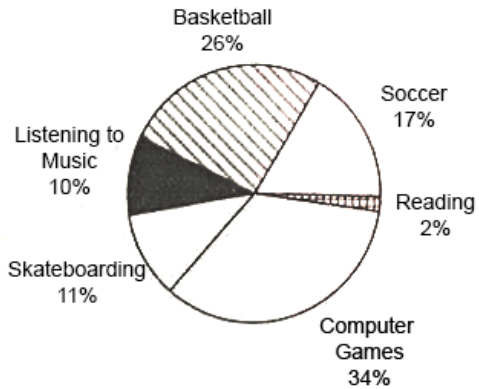
You should spend about 20 minutes on this task.

The pie graphs below show the result of a survey of children's activities. The first graph shows the cultural and leisure activities that boys participate in, whereas the second graph shows the activities in which the girls participate.

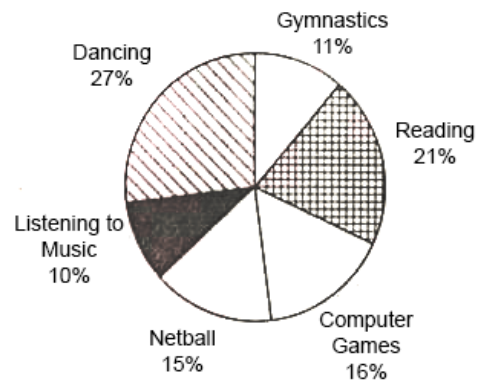
Write a report describing the information shown in the two pie graphs.

Write at least 150 words.

**Boys' Cultural and Leisure Activities**



**Girls' Cultural and Leisure Activities**



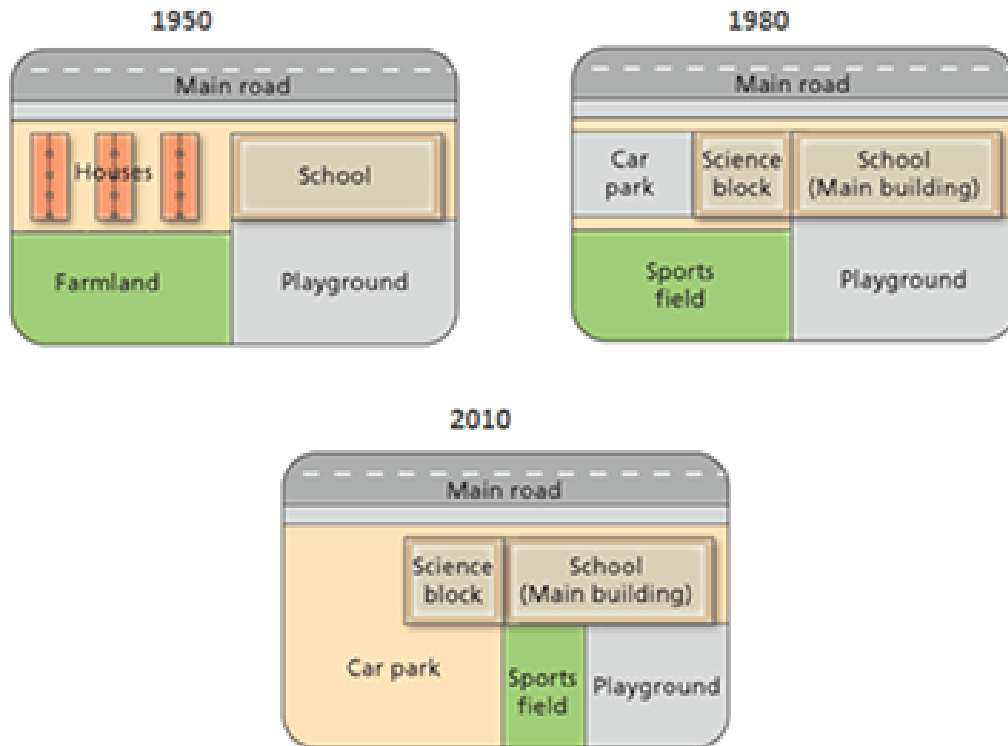
### QUESTION 3

You should spend about 20 minutes on this task.

**The diagrams below show the changes that have taken place at West park Secondary School since its construction in 1950.**

Summarize the information by selecting and reporting the main features and make comparisons where relevant.

Write at least 150 words.



## QUESTION 4

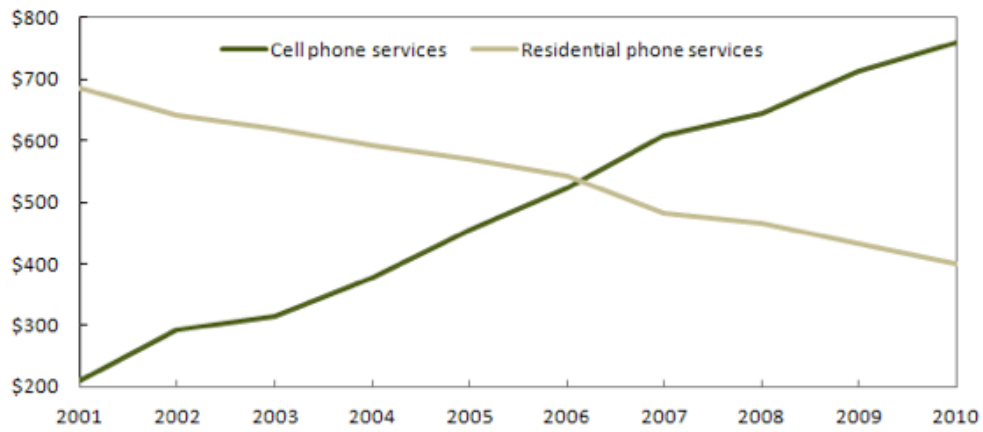
You should spend about 20 minutes on this task.

**The graph shows average annual expenditures on cell phone and residential phone services between 2001 and 2010.**

**Summarize the information by selecting and reporting the main features, and make comparisons where relevant.**

Write at least 150 words.

**Chart 1. Average annual expenditures on cell phone and residential phone services, 2001–2010**



SOURCE: U.S. Bureau of Labor Statistics, Consumer Expenditure Survey